



Club Health Assessment for District 9 EC through July 2025

			Status	Membership						Reports				Finance	LCIF	
Club Number	Club Name	Charter Date	Times in Status Quo in Past 2 Years	Current Member Count **	YTD Members Added	YTD Members Dropped	YTD Net Growth% ***	Member Count 1 Year Ago	Dropped Members Avg.Length of Service	Months Since Membership Update	Current Officers Reported ****	Current President Repeated Term	VP Reported *****	Last Date Reported Service (mm/yyyy)	Account Balance	YTD Donations
Clubs more than two years old																
4308	ALBURNETT	04/09/1962	Active	39	4	3	2.63%	36	2	0	Y		N	07/2025		
Exc Award (06/30/2022, 06/30/2023, 06/30/2024)																
148640	Anamosa	10/15/2021	Active	9	0	0	0.00%	15		1	Y	2		06/2025		
39676	ANDOVER	04/01/1981	Active	11	0	0	0.00%	11		2	Y	6	R	05/2025		
116359	ANDREW	03/20/2012	Active	12	0	0	0.00%	12		11	Y			03/2024		
134659	Bellevue Area Centennial	05/22/2018	Active	39	0	0	0.00%	41		1	Y			07/2025		
4310	BETTENDORF	12/11/1942	Active	40	0	0	0.00%	43		1	Y			05/2025		
Exc Award (06/30/2017, 06/30/2022, 06/30/2023)																
4312	BLUE GRASS	01/03/1974	Active	15	0	0	0.00%	13		3	Y		R	07/2025		
Exc Award (06/30/2017, 06/30/2022, 06/30/2023)																
4313	CEDAR RAPIDS NOON	05/06/1920	Active	35	0	0	0.00%	38		1	Y		N	06/2025		\$1,000.00
4315	CENTER POINT	05/28/1959	Active	42	0	0	0.00%	38		3	Y		N	07/2025		
Exc Award (06/30/2016, 06/30/2018)																
4316	CLINTON	03/10/1947	Active	15	0	0	0.00%	13		1	Y		N	06/2025		
4317	COGGON	03/10/1955	Active	14	0	0	0.00%	14		15	Y		N	08/2023		
4318	DAVENPORT BREAKFAST	09/13/1973	Active	19	0	0	0.00%	19		3	Y		N	11/2024		
4319	DAVENPORT VILLAGE	11/24/1924	Active	24	0	0	0.00%	30		2	Y	4		10/2024		
Exc Award (06/30/2024)																
4321	DE WITT	05/15/1953	Active	38	0	0	0.00%	50		1	Y		N	07/2025		
Exc Award (06/30/2016, 06/30/2024)																
37565	DELMAR	10/08/1979	Active	29	0	1	-3.33%	34	25	0	Y	3	R	03/2025		
Exc Award (06/30/2024)																
37313	DEWITT NITE	06/27/1979	Active	27	0	0	0.00%	27		5	Y	3	R	12/2024		
Exc Award (06/30/2024)																
4324	ELDRIDGE	06/15/1953	Active	74	2	0	2.78%	71		0	Y		N	07/2025		\$58.35
Exc Award (06/30/2017, 06/30/2018, 06/30/2022, 06/30/2023)																
119536	Fairfax	06/04/2013	Active	8	1	0	14.29%	7		0	Y	5	R	06/2025		



Club Health Assessment for District 9 EC through July 2025

			Status	Membership						Reports				Finance	LCIF	
Club Number	Club Name	Charter Date	Times in Status Quo in Past 2 Years	Current Member Count **	YTD Members Added	YTD Members Dropped	YTD Net Growth% ***	Member Count 1 Year Ago	Dropped Members Avg.Length of Service	Months Since Membership Update	Current Officers Reported ****	Current President Repeated Term	VP Reported *****	Last Date Reported Service (mm/yyyy)	Account Balance	YTD Donations
124541	Fruitland Community	04/08/2015	Active	16	0	0	0.00%	14		2	Y		IP	12/2023		
34383	GOOSE LAKE	08/30/1977	Active	15	0	0	0.00%	16		2	Y	3		06/2023		
40101	HIAWATHA	06/26/1981	Active	6	0	0	0.00%	6		10	Y	3		06/2023		
36296	LONG GROVE	12/18/1978	Active	17	0	0	0.00%	17		2	Y	7		09/2021		
36046	LOW MOOR	09/06/1978	Active	59	0	0	0.00%	60		2	Y			07/2025		
Exc Award (06/30/2024)																
36045	LOWDEN	09/06/1978	Active	8	0	1	-11.11%	11	3	0	Y		IP	02/2025		
Exc Award (06/30/2022, 06/30/2023)																
105011	MAQUOKETA	03/23/2009	Active	5	0	0	0.00%	6		2	N	None		02/2022		
4333	MARION NOON	11/19/1964	Active	19	0	0	0.00%	20		3	Y	5		04/2025		
44815	MILES	04/03/1985	Active	7	0	0	0.00%	7		3	Y	13	N	07/2025		\$300.00
Exc Award (06/30/2024)																
4126	MONTICELLO	05/02/1941	Active	38	0	0	0.00%	41		1	Y		IP	05/2025		\$20.00
Exc Award (06/30/2022, 06/30/2024)																
4336	MOUNT VERNON	03/26/1924	Active	28	0	2	-6.67%	35	35	0	Y	2		07/2024		\$20.00
Exc Award (06/30/2020, 06/30/2021)																
77963	MUSCATINE	12/17/2003	Active	19	0	0	0.00%	20		1	Y			07/2023		\$50.00
82242	OLIN	05/07/2004	Active	18	0	0	0.00%	25		3	Y	8	R	02/2024		
33648	OTTER CREEK AREA L C	04/30/1977	Active	23	0	0	0.00%	24		9	Y		IP	07/2025		
41307	PARK VIEW	05/25/1982	Active	8	0	0	0.00%	9		8	Y	3		07/2021		
4132	PRESTON	04/09/1973	Active	20	0	4	-16.67%	25	16	0	Y	5		07/2025		
4341	STANWOOD	04/24/1953	Active	11	0	0	0.00%	11		16	Y	4		05/2025		
Exc Award (06/30/2024)																
4343	TIPTON	11/08/1949	Active	68	0	0	0.00%	65		2	Y		N	12/2024		
Exc Award (06/30/2022, 06/30/2023)																
4350	WALCOTT	02/09/1973	Active	29	0	0	0.00%	37		1	Y		N	04/2023		
Exc Award (06/30/2020, 06/30/2023)																
4351	WALKER	06/02/1959	Active	29	0	0	0.00%	30		3	Y	3		07/2023		
4352	WEST BRANCH	03/30/1950	Active	57	0	0	0.00%	59		1	Y		N	07/2025		\$2,020.00
Exc Award (06/30/2024)																
4353	WEST LIBERTY	04/20/1953	Active	25	0	1	-3.85%	26	45	0	N	None		06/2023		



Club Health Assessment for District 9 EC through July 2025

INTERNATIONAL

						Status		Membership					Reports				Finance		LCIF
Club Number	Club Name	Charter Date				Times in Status Quo in Past 2 Years	Current Member Count **	YTD Members Added	YTD Members Dropped	YTD Net Growth***	Member Count 1 Year Ago	Dropped Members Avg.Length of Service	Months Since Membership Update	Current Officers Reported ****	Current President Repeated Term	VP Reported *****	Last Date Reported Service (mm/yyyy)	Account Balance	YTD Donations
36438	WHEATLAND	01/18/1979				Active	13	0	0	0.00%	13		3	N	15		06/2024		
4140	WYOMING	05/08/1953				Active	8	0	0	0.00%	8		25	N	24		12/2022		
Current Total Clubs Count	YTD New Clubs Count	YTD Cancelled Clubs Count	YTD Net Club Gain	Current Total Members Count	YTD Add	YTD Drop	YTD Net Growth	YTD Net Growth %	Member Count 12 Months Ago	Average Member Count Per Club	% of Clubs with less than 20 members	% No Officer Report in 12 Months	% of Clubs with balance 90+ days	Number of Clubs in Status Quo	% Status Quo Clubs in Financial Suspension	Number of Cancelled Clubs	Average Cancelled Club Age	Members Lost Due to Cancellation	% of Clubs Cancelled for Non-Financial Reasons
42	0	0	0	1,036	7	12	-5	-0.48%	1,097	25	52%	2%	0%	0	0%	0	0	0	0%

* - P - Priority Club. Cancellation Reasons: 1-Objectives/conduct, 2-Non-active club, 5-Non-existing club, 6-Disbanding, 7-Merger, 8-Financial Suspension, 9-District/Multiple District Dues.

** Red denotes below 15 active members.

*** Red denotes 20% + loss.

**** Y - all 3 (President, Secretary, Treasurer) club officers reported, N - not all 3 reported.

***** Abbreviation: N-New, IP-Immediate Past, R-Repeat.



Club Health Assessment for District 9 MC through July 2025

			Status	Membership					Reports					Finance	LCIF	
Club Number	Club Name	Charter Date	Times in Status Quo in Past 2 Years	Current Member Count **	YTD Members Added	YTD Members Dropped	YTD Net Growth% ***	Member Count 1 Year Ago	Dropped Members Avg.Length of Service	Months Since Membership Update	Current Officers Reported ****	Current President Repeated Term	VP Reported *****	Last Date Reported Service (mm/yyyy)	Account Balance	YTD Donations
Clubs less than two years old																
156787	South Tama Lions	03/14/2024	Active(1)	1	0	0	0.00%	20		1	N	None				
Clubs more than two years old																
4183	ALTOONA Exc Award (06/30/2017)	04/24/1947	Active	37	0	0	0.00%	42		0	Y		N	05/2023		
4266	AMES Exc Award (06/30/2017, 06/30/2022)	03/13/1939	Active	36	0	0	0.00%	36		1	Y		N	07/2025		
101922	AMES CAMPUS	05/06/2008	Active	4	0	0	0.00%	5		3	Y	2	R	04/2024		
4267	AMES EVENING Exc Award (06/30/2017, 06/30/2018)	04/19/1963	Active	1	0	0	0.00%	1		3	Y	6		07/2025		
4184	ANKENY Exc Award (06/30/2022)	04/11/1941	Active	22	0	0	0.00%	25		1	Y		N	07/2022		
42642	BEAMAN Exc Award (06/30/2022)	05/26/1983	Active	12	0	0	0.00%	11		4	Y	12		04/2022		
4185	BONDURANT Exc Award (06/30/2016)	04/26/1949	Active	35	0	0	0.00%	37		4	Y		N	05/2025		
33513	CLIVE Exc Award (06/30/2022)	03/15/1977	Active	23	0	0	0.00%	22		1	Y	12	R	06/2025		
4191	DES MOINES HOST	04/05/1920	Active	24	0	0	0.00%	25		3	Y	2	R	10/2023		
4195	DES MOINES SOUTH DES MOINES Exc Award (06/30/2017, 06/30/2022, 06/30/2024)	04/27/1954	Active	16	0	0	0.00%	14		2	N	2	N	07/2025		
4323	DYSART Exc Award (06/30/2022)	01/24/1950	Active	20	1	2	-4.76%	23	12	0	Y			07/2025		
47508	EAST DES MOINES	06/22/1987	Active	3	0	0	0.00%	6		7	N	None		02/2020		
4326	GARWIN Exc Award (06/30/2022, 06/30/2024)	06/23/1958	Active	18	0	0	0.00%	18		5	Y	18	R	07/2025		
4275	GILBERT Exc Award (06/30/2017)	03/08/1955	Active	13	0	0	0.00%	13		16	Y	8		07/2017		\$500.00
4327	GLADBROOK Exc Award (06/30/2022)	05/06/1960	Active	17	0	0	0.00%	16		3	Y	3	R	02/2023		




Club Health Assessment for District 9 MC through July 2025

			Status	Membership					Reports					Finance		LCIF
Club Number	Club Name	Charter Date	Times in Status Quo in Past 2 Years	Current Member Count **	YTD Members Added	YTD Members Dropped	YTD Net Growth% ***	Member Count 1 Year Ago	Dropped Members Avg.Length of Service	Months Since Membership Update	Current Officers Reported ****	Current President Repeated Term	VP Reported *****	Last Date Reported Service (mm/yyyy)	Account Balance	YTD Donations
4198	GRIMES	02/04/1947	Active	34	0	0	0.00%	32		10	Y		N	07/2025		
	Exc Award (06/30/2017, 06/30/2022)															
4328	GRINNELL	10/04/1961	Active	44	0	0	0.00%	47		0	Y		N	10/2024		
	Exc Award (06/30/2022, 06/30/2024)															
4277	GRUNDY CENTER	01/25/1968	Active	16	0	0	0.00%	16		11	Y			06/2022		
4201	JOHNSTON	12/18/1944	Active	46	0	0	0.00%	49		3	Y		N	07/2023		
	Exc Award (06/30/2024)															
4282	KELLOGG	09/17/1953	Active	17	0	0	0.00%	17		2	Y	2		03/2020		
4286	Marshalltown Community Outreach	05/25/1921	Active(1)	5	0	0	0.00%	7		4	Y		N	06/2025		
	Exc Award (06/30/2024)															
4287	Marshalltown Evening	03/03/1970	Active	24	0	0	0.00%	22		1	Y	2	R	07/2025		\$500.00
	Exc Award (06/30/2022)															
42161	MC CALLSBURG	01/24/1983	Active	17	0	0	0.00%	17		25	Y			08/2022		
4208	MITCHELLVILLE	03/30/1972	Active	17	0	0	0.00%	17		15	Y		N	08/2023		
	Exc Award (06/30/2017, 06/30/2022)															
4335	MONTEZUMA	03/12/1947	Active	35	1	0	2.94%	34		0	Y		IP	05/2023		
4291	NEVADA	05/06/1948	Active	16	0	0	0.00%	15		10	Y		N	09/2019		
	Exc Award (06/30/2017)															
106573	NEWTON	09/09/2009	Active	9	1	0	12.50%	8		0	Y	7	R	04/2021		
4295	PRAIRIE CITY	12/19/1950	Active	15	0	0	0.00%	17		1	Y		N	06/2025		
4297	REINBECK	05/22/1950	Active	47	0	1	-2.08%	42	10	0	Y	3	R	08/2024		
4299	STATE CENTER	10/10/1930	Active	23	0	0	0.00%	26		1	Y	8	N	06/2019		
	Exc Award (06/30/2022)															
4300	STORY CITY	12/29/1938	Active	14	0	0	0.00%	15		8	Y	3	R	07/2025		
4302	SULLY	09/15/1953	Active	21	0	0	0.00%	23		2	Y	3	N	07/2024		
4345	TRAER	10/27/1930	Active	27	0	0	0.00%	25		0	Y	8	R	06/2025		
4219	URBANDALE	08/29/1945	Active	41	0	0	0.00%	44		0	Y	2		06/2023		
	Exc Award (06/30/2017, 06/30/2022)															
32315	URBANDALE BREAKFAST	05/17/1976	Active	10	0	0	0.00%	10		3	Y	5		12/2014		
4220	WEST DES MOINES	10/03/1930	Active	14	0	0	0.00%	16		9	Y	13	R	04/2023		
	Exc Award (06/30/2022)															



Club Health Assessment for District 9 MC through July 2025



			Status		Membership					Reports				Finance		LCIF
Club Number	Club Name	Charter Date	Times in Status Quo in Past 2 Years	Current Member Count **	YTD Members Added	YTD Members Dropped	YTD Net Growth% ***	Member Count 1 Year Ago	Dropped Members Avg.Length of Service	Months Since Membership Update	Current Officers Reported ****	Current President Repeated Term	VP Reported *****	Last Date Reported Service (mm/yyyy)	Account Balance	YTD Donations

Clubs Cancelled Previous Fiscal Year – Clubs Cancelled within last 12 months may be reinstated

Club Number	Club Name	Charter Date	Current Status*	Cancellation Date
122552	Des Moines Parks Community	06/26/2014	Cancelled(6*)	12/30/2024
4283	LAUREL	10/07/1964	Cancelled(6*)	06/29/2025
77465	PLEASANT HILL	08/05/2003	Cancelled(6*)	12/30/2024

Current Total Clubs Count	YTD New Clubs Count	YTD Cancelled Clubs Count	YTD Net Club Gain	Current Total Members Count	YTD Add	YTD Drop	YTD Net Growth	YTD Net Growth %	Member Count 12 Months Ago	Average Member Count Per Club	% of Clubs with less than 20 members	% No Officer Report in 12 Months	% of Clubs with balance 90+ days	Number of Clubs in Status Quo	% Status Quo Clubs in Financial Suspension	Number of Cancelled Clubs	Average Cancelled Club Age	Members Lost Due to Cancellation	% of Clubs Cancelled for Non-Financial Reasons
37	0	0	0	774	3	3	0	0.00%	813	21	54%	5%	0%	0	0%	0	0	0	0%

* - P - Priority Club. Cancellation Reasons: 1-Objectives/conduct, 2-Non-active club, 5-Non-existing club, 6-Disbanding, 7-Merger, 8-Financial Suspension, 9-District/Multiple District Dues.

** Red denotes below 15 active members.

*** Red denotes 20% + loss.

**** Y - all 3 (President, Secretary, Treasurer) club officers reported, N - not all 3 reported.

***** Abbreviation: N-New, IP-Immediate Past, R-Repeat.



Club Health Assessment for District 9 NC through July 2025

			Status	Membership					Reports					Finance		LCIF
Club Number	Club Name	Charter Date	Times in Status Quo in Past 2 Years	Current Member Count **	YTD Members Added	YTD Members Dropped	YTD Net Growth% ***	Member Count 1 Year Ago	Dropped Members Avg.Length of Service	Months Since Membership Update	Current Officers Reported ****	Current President Repeated Term	VP Reported *****	Last Date Reported Service (mm/yyyy)	Account Balance	YTD Donations
Clubs more than two years old																
4061	ALGONA	01/10/1945	Active	21	0	0	0.00%	20		0	Y			06/2025		
4062	ALLISON	01/12/1951	Active	21	0	0	0.00%	22		3	Y			01/2024		
4064	BELMOND	10/17/1951	Active	15	0	0	0.00%	15		1	Y	3	R	08/2023		
4068	CHARLES CITY	05/03/1921	Active	41	0	0	0.00%	46		2	Y		N	10/2013		
4070	CLARION	05/01/1947	Active	18	0	0	0.00%	15		1	Y			03/2025		
4071	CLEAR LAKE	04/15/1921	Active	65	0	0	0.00%	74		1	Y					
30147	CLEAR LAKE EVENING	01/27/1975	Active	48	0	0	0.00%	45		1	Y		N	07/2025		
4072	DOWS	10/09/1951	Active	16	0	0	0.00%	16		23	Y	12	R			
110931	EAGLE GROVE	05/03/2011	Active	14	1	0	7.69%	13		0	Y		R	07/2025		
Exc Award (06/30/2024)																
43463	ELDORA	02/17/1984	Active	10	0	0	0.00%	10		24	Y	4				
4076	FLOYD	08/26/1952	Active	15	0	0	0.00%	13		1	Y			12/2021		
4077	FOREST CITY	06/13/1930	Active	18	0	0	0.00%	19		0	Y	6	R	09/2016		
4080	HAMPTON	05/05/1960	Active	17	2	0	13.33%	20		0	Y		N	07/2025		
4034	HUMBOLDT	08/06/1946	Active	39	6	1	14.71%	34	3	0	Y		N	04/2023		
4279	IOWA FALLS	07/08/1930	Active	61	0	3	-4.69%	62	2	0	Y		N	12/2022		\$85.00
4281	KAMRAR	07/30/1969	Active(1)	17	0	0	0.00%	17		1	Y	2		10/2016		
4081	KENSETT	03/12/1948	Active	11	0	0	0.00%	11		2	Y	7		10/2022		
4083	LAKE MILLS	10/22/1928	Active	10	1	0	11.11%	11		0	Y	8	R	03/2022		
4084	MARBLE ROCK	10/18/1954	Active	9	0	0	0.00%	9		0	Y	5	N	12/2022		
4085	MASON CITY	05/12/1920	Active	22	0	0	0.00%	23		1	Y		N	01/2023		
Exc Award (06/30/2022)																
4087	NEW HARTFORD	03/31/1972	Active	29	0	0	0.00%	29		3	Y	6	R	07/2025		
4088	NORTHWOOD	10/18/1929	Active	22	0	0	0.00%	27		1	Y	3	N	07/2025		
44814	OSAGE	04/19/1985	Active	40	0	0	0.00%	39		3	Y		N	06/2025		
Exc Award (06/30/2024)																
35146	PARKERSBURG	03/20/1978	Active	32	0	0	0.00%	32		2	Y		N	05/2025		
Exc Award (06/30/2024)																



Club Health Assessment for District 9 NC through July 2025

INTERNATIONAL

			Status	Membership					Reports					Finance	LCIF	
Club Number	Club Name	Charter Date	Times in Status Quo in Past 2 Years	Current Member Count **	YTD Members Added	YTD Members Dropped	YTD Net Growth% ***	Member Count 1 Year Ago	Dropped Members Avg.Length of Service	Months Since Membership Update	Current Officers Reported ****	Current President Repeated Term	VP Reported *****	Last Date Reported Service (mm/yyyy)	Account Balance	YTD Donations
4091	ROCKWELL	02/25/1957	Active	41	0	0	0.00%	41		0	Y		N	05/2018		
4092	ROWAN	07/25/1952	Active	23	0	0	0.00%	23		1	Y		N	09/2023		
4095	SHEFFIELD	11/28/1951	Active	14	0	0	0.00%	15		1	Y		N	06/2025		
4298	STANHOPE	05/25/1951	Active	17	0	0	0.00%	21		0	Y	3	N	06/2025		
Exc Award (06/30/2018)																
4301	STRATFORD	05/28/1948	Active	16	0	0	0.00%	16		31	Y	5	R	06/2017		
4098	THOMPSON	04/25/1960	Active	14	0	0	0.00%	14		3	Y		N	05/2024		
4306	WILLIAMS	06/26/1951	Active	9	0	0	0.00%	9		0	Y	5		08/2021		

Clubs Cancelled Previous Fiscal Year – Clubs Cancelled within last 12 months may be reinstated

Club Number	Club Name	Charter Date	Current Status*	Cancellation Date
4067	BURT	10/10/1951	Cancelled(6*)	06/29/2025
4078	GARNER	06/06/1924	Cancelled(6*)	11/30/2024
33202	MANLY	01/19/1977	Cancelled(8*)	12/30/2024
4090	ROCKFORD	10/29/1951	Cancelled(8*)	06/29/2025

Current Total Clubs Count	YTD New Clubs Count	YTD Cancelled Clubs Count	YTD Net Club Gain	Current Total Members Count	YTD Add	YTD Drop	YTD Net Growth	YTD Net Growth %	Member Count 12 Months Ago	Average Member Count Per Club	% of Clubs with less than 20 members	% No Officer Report in 12 Months	% of Clubs with balance 90+ days	Number of Clubs in Status Quo	% Status Quo Clubs in Financial Suspension	Number of Cancelled Clubs	Average Cancelled Club Age	Members Lost Due to Cancellation	% of Clubs Cancelled for Non-Financial Reasons
31	0	0	0	745	10	4	6	0.81%	761	24	55%	0%	0%	0	0%	0	0	0	0%

* - P - Priority Club. Cancellation Reasons: 1-Objectives/conduct, 2-Non-active club, 5-Non-existing club, 6-Disbanding, 7-Merger, 8-Financial Suspension, 9-District/Multiple District Dues.

** Red denotes below 15 active members.

*** Red denotes 20% + loss.

**** Y - all 3 (President, Secretary, Treasurer) club officers reported, N - not all 3 reported.

***** Abbreviation: N-New, IP-Immediate Past, R-Repeat.




Club Health Assessment for District 9 NE through July 2025

			Status	Membership					Reports					Finance		LCIF
Club Number	Club Name	Charter Date	Times in Status Quo in Past 2 Years	Current Member Count **	YTD Members Added	YTD Members Dropped	YTD Net Growth% ***	Member Count 1 Year Ago	Dropped Members Avg.Length of Service	Months Since Membership Update	Current Officers Reported ****	Current President Repeated Term	VP Reported *****	Last Date Reported Service (mm/yyyy)	Account Balance	YTD Donations
Clubs more than two years old																
46953	BALLTOWN	02/26/1987	Active	37	0	0	0.00%	39		2	Y		N	06/2024		
4309	BELLE PLAINE	04/04/1947	Active	31	0	0	0.00%	28		2	Y		N	07/2025		
Exc Award (06/30/2023)																
4311	BLAIRSTOWN	10/15/1953	Active	6	0	0	0.00%	6		18	Y	18	N	05/2023		
4103	CALMAR	09/15/1955	Active	18	0	0	0.00%	17		1	Y	5	R	04/2025		
46389	CASCADE	06/30/1986	Active	7	0	0	0.00%	4		2	Y	14				
4104	CEDAR FALLS	11/14/1924	Active	79	2	2	0.00%	84	4	0	Y		N	07/2025		
4105	DECORAH	10/06/1952	Active	54	0	1	-1.82%	53	1	0	Y		N	05/2025		
Exc Award (06/30/2018)																
4107	DENVER	07/26/1965	Active	38	0	0	0.00%	48		0	Y		N	07/2024		
33203	DUBUQUE EVENING	01/18/1977	Active	14	0	0	0.00%	14		14	Y	6		12/2024		
4108	DUBUQUE NOON	05/10/1922	Active	37	0	0	0.00%	37		1	Y		N	01/2025		
4110	DYERSVILLE	01/12/1968	Active	26	0	1	-3.70%	26	50	0	Y	3	R	04/2025		
4111	ELGIN	03/27/1948	Active	9	0	0	0.00%	9		0	Y	4		10/2018		
4115	FREDERICKSBURG	11/02/1955	Active	17	0	1	-5.56%	20	56	0	Y		N	11/2024		
4116	GARNAVILLO	11/22/1965	Active	15	0	0	0.00%	15		2	Y	24	N	06/2025		
4325	GARRISON	04/10/1957	Active	9	0	0	0.00%	9		1	Y		N	07/2025		\$200.00
Exc Award (06/30/2018)																
4117	HAWKEYE	12/01/1970	Active	9	0	0	0.00%	8		1	Y	11		06/2025		
4118	HOPKINTON	02/23/1951	Active	27	0	0	0.00%	23		4	Y	2	R	07/2025		
4119	HUDSON	06/13/1958	Active	22	0	0	0.00%	22		4	Y			06/2025		
4120	INDEPENDENCE	07/10/1931	Active	29	0	0	0.00%	28		1	Y		N	07/2025		\$50.00
4121	JANESVILLE	02/06/1967	Active	26	0	1	-3.70%	26	16	0	Y		N	07/2025		
4122	JESUP	09/05/1932	Active	50	0	0	0.00%	51		7	Y		N	06/2025		
4123	LA PORTE CITY	06/17/1924	Active	58	0	0	0.00%	58		2	Y			10/2022	90+ Days	
29402	LANSING	05/31/1974	Active	13	0	0	0.00%	13		26	Y	13		04/2018		
84788	LAWLER	01/31/2005	Active	44	0	0	0.00%	44		8	Y		N	04/2025		
Exc Award (06/30/2024)																



Club Health Assessment for District 9 NE through July 2025

			Status	Membership					Reports					Finance	LCIF	
Club Number	Club Name	Charter Date	Times in Status Quo in Past 2 Years	Current Member Count **	YTD Members Added	YTD Members Dropped	YTD Net Growth% ***	Member Count 1 Year Ago	Dropped Members Avg.Length of Service	Months Since Membership Update	Current Officers Reported ****	Current President Repeated Term	VP Reported *****	Last Date Reported Service (mm/yyyy)	Account Balance	YTD Donations
4127	NASHUA	09/20/1932	Active	37	0	0	0.00%	40		1	Y		N	07/2025		
Exc Award (06/30/2018, 06/30/2023)																
4128	NEW HAMPTON	09/20/1951	Active	55	0	0	0.00%	55		7	Y		N	03/2025		
38128	NEWHALL	03/24/1980	Active	15	0	0	0.00%	18		1	Y		N	10/2024		
4129	OELWEIN	04/26/1939	Active	34	0	0	0.00%	35		4	Y		N	07/2025		
Exc Award (06/30/2018)																
40998	POSTVILLE	03/29/1982	Active	14	0	0	0.00%	14		4	Y	2	R	05/2025		
4339	SHELLSBURG	12/07/1970	Active	10	0	0	0.00%	9		2	Y	5		08/2023		
4135	STRAWBERRY POINT	02/10/1931	Active	8	0	0	0.00%	8		12	Y	12	R	10/2023		
35529	SUMNER	05/11/1978	Active	13	0	0	0.00%	18		1	Y			01/2023		
4346	URBANA	01/03/1974	Active	19	0	0	0.00%	15		1	Y		N	05/2023		
4347	VAN HORNE	12/12/1962	Active	23	1	0	4.55%	22		1	Y		N	07/2025		
4349	VINTON	07/05/1921	Active	68	1	1	0.00%	67	4	0	Y			11/2024		
Exc Award (06/30/2017)																
4136	WATERLOO	02/20/1939	Active	17	0	0	0.00%	18		0	Y		R	06/2025		\$50.00
29996	WAUKON	12/17/1974	Active	13	0	0	0.00%	15		1	Y	2	N	07/2025		
4138	WAVERLY	06/13/1944	Active	30	1	1	0.00%	31	10	0	Y			07/2025		
4139	WEST UNION	03/26/1942	Active	21	0	1	-4.55%	24	15	0	Y	5		06/2025		
138498	Western Dubuque	06/18/2019	Active	6	0	0	0.00%	5		6	Y	8		07/2025		


Clubs Cancelled Previous Fiscal Year – Clubs Cancelled within last 12 months may be reinstated

Club Number	Club Name	Charter Date	Current Status*	Cancellation Date
4124	MANCHESTER	10/08/1941	Cancelled(6*)	09/29/2024

Current Total Clubs Count	YTD New Clubs Count	YTD Cancelled Clubs Count	YTD Net Club Gain	Current Total Members Count	YTD Add	YTD Drop	YTD Net Growth	YTD Net Growth %	Member Count 12 Months Ago	Average Member Count Per Club	% of Clubs with less than 20 members	% No Officer Report in 12 Months	% of Clubs with balance 90+ days	Number of Clubs in Status Quo	% Status Quo Clubs in Financial Suspension	Number of Cancelled Clubs	Average Cancelled Club Age	Members Lost Due to Cancellation	% of Clubs Cancelled for Non-Financial Reasons
40	0	0	0	1,058	5	9	-4	-0.38%	1,076	26	48%	0%	3%	0	0%	0	0	0	0%



Club Health Assessment for District 9 NE through July 2025

				Status	Membership					Reports				Finance	LCIF	
Club Number	Club Name	Charter Date	Times in Status Quo in Past 2 Years	Current Member Count **	YTD Members Added	YTD Members Dropped	YTD Net Growth% ***	Member Count 1 Year Ago	Dropped Members Avg.Length of Service	Months Since Membership Update	Current Officers Reported ****	Current President Repeated Term	VP Reported *****	Last Date Reported Service (mm/yyyy)	Account Balance	YTD Donations

* - P - Priority Club. Cancellation Reasons: 1-Objectives/conduct, 2-Non-active club, 5-Non-existing club, 6-Disbanding, 7-Merger, 8-Financial Suspension, 9-District/Multiple District Dues.

** Red denotes below 15 active members.

*** Red denotes 20% + loss.

**** Y - all 3 (President, Secretary, Treasurer) club officers reported, N - not all 3 reported.

***** Abbreviation: N-New, IP-Immediate Past, R-Repeat.



Club Health Assessment for District 9 NW through July 2025

			Status	Membership					Reports					Finance	LCIF	
Club Number	Club Name	Charter Date	Times in Status Quo in Past 2 Years	Current Member Count **	YTD Members Added	YTD Members Dropped	YTD Net Growth% ***	Member Count 1 Year Ago	Dropped Members Avg.Length of Service	Months Since Membership Update	Current Officers Reported ****	Current President Repeated Term	VP Reported *****	Last Date Reported Service (mm/yyyy)	Account Balance	YTD Donations
Clubs more than two years old																
38267	AKRON	04/16/1980	Active	24	0	0	0.00%	22		0	Y		N	06/2025		
Exc Award (06/30/2024)																
4023	BADGER	03/09/1973	Active	6	0	0	0.00%	8		1	Y		N	10/2024		
4270	BOONE	05/12/1921	Active	22	0	0	0.00%	22		0	Y		R	06/2025		
32065	CARROLL	04/14/1976	Active	23	0	0	0.00%	23		4	N		N	06/2025		
4232	CHURDAN	12/11/1941	Active	35	0	0	0.00%	32		4	Y		N	12/2024		
43715	COON RAPIDS	04/03/1984	Active	31	0	0	0.00%	31		3	Y		N	06/2017		
4027	DAYTON	06/24/1968	Active	10	0	0	0.00%	10		18	Y	4		09/2014		
4030	EVERLY	06/13/1961	Active	28	0	0	0.00%	25		2	Y		N	03/2025	90+ Days	
4032	FORT DODGE	08/19/1921	Active	23	2	0	9.52%	23		0	Y		N	07/2025		
4242	GRAND JUNCTION	10/04/1932	Active	13	0	0	0.00%	12		1	Y		N	03/2025		
4038	LE MARS	05/11/1921	Active	19	0	0	0.00%	19		6	Y	13		03/2025		
4039	LEHIGH	01/31/1973	Active	11	0	0	0.00%	13		2	Y		N	12/2018		
28134	LOHRVILLE	03/18/1974	Active	11	0	0	0.00%	11		1	Y	15	R	03/2025		
4285	MADRID	11/26/1929	Active	41	0	0	0.00%	43		1	Y		N	03/2025		
Exc Award (06/30/2023)																
41874	MANSON	10/01/1982	Active	10	0	0	0.00%	13		1	Y		N	04/2025		
33925	MARCUS	05/31/1977	Active	23	0	0	0.00%	22		11	Y			03/2025		
4293	OGDEN	11/29/1929	Active	25	0	1	-3.85%	24	9	0	Y	2	R	03/2025		
4043	ORANGE CITY	02/24/1930	Active	36	0	0	0.00%	29		4	Y		N	03/2025		
4046	PETERSON	03/20/1957	Active	40	0	0	0.00%	41		2	Y		N	05/2025		
4048	REMSEN	02/29/1940	Active	17	0	0	0.00%	16		2	Y	2	R	03/2025		
4259	RIPPEY	03/09/1944	Active	9	0	0	0.00%	9		4	Y	5		03/2025		
4051	ROLFE	04/15/1953	Active	20	0	0	0.00%	22		7	Y	7	R	03/2025		
4052	ROYAL	11/15/1957	Active	28	0	0	0.00%	28		8	N	None	N	03/2025		
4056	SIOUX CITY	06/12/1920	Active	17	0	0	0.00%	17		1	Y	4	R	03/2025		
47864	WALL LAKE	11/25/1987	Active	16	0	0	0.00%	15		0	Y		N	03/2025		



Club Health Assessment for District 9 NW through July 2025

INTERNATIONAL

Club Number	Club Name	Charter Date	Status	Membership					Reports				Finance	LCIF	
			Times in Status Quo in Past 2 Years	Current Member Count **	YTD Members Added	YTD Members Dropped	YTD Net Growth% ***	Member Count 1 Year Ago	Dropped Members Avg.Length of Service	Months Since Membership Update	Current Officers Reported ****	Current President Repeated Term	VP Reported *****	Last Date Reported Service (mm/yyyy)	Account Balance
Exc Award (06/30/2024)															
4060	WEST BEND	01/24/1966	Active	13	0	0	0.00%	13	28	Y	6	R	03/2025		
4307	WOODWARD	11/10/1969	Active	15	0	0	0.00%	18	2	Y		R	03/2025		
Exc Award (06/30/2024)															

Clubs Cancelled Previous Fiscal Year – Clubs Cancelled within last 12 months may be reinstated

Club Number	Club Name	Charter Date	Current Status*	Cancellation Date
29401	FORT DODGE EVENING	05/31/1974	Cancelled(6*)	06/29/2025
37665	HARTLEY	11/08/1979	Cancelled(8*)	06/29/2025
4054	SAC CITY	12/09/1948	Cancelled(8*)	06/29/2025

Current Total Clubs Count	YTD New Clubs Count	YTD Cancelled Clubs Count	YTD Net Club Gain	Current Total Members Count	YTD Add	YTD Drop	YTD Net Growth	YTD Net Growth %	Member Count 12 Months Ago	Average Member Count Per Club	% of Clubs with less than 20 members	% No Officer Report in 12 Months	% of Clubs with balance 90+ days	Number of Clubs in Status Quo	% Status Quo Clubs in Financial Suspension	Number of Cancelled Clubs	Average Cancelled Club Age	Members Lost Due to Cancellation	% of Clubs Cancelled for Non-Financial Reasons
27	0	0	0	566	2	1	1	0.18%	561	21	48%	0%	4%	0	0%	0	0	0	0%

* - P - Priority Club. Cancellation Reasons: 1-Objectives/conduct, 2-Non-active club, 5-Non-existing club, 6-Disbanding, 7-Merger, 8-Financial Suspension, 9-District/Multiple District Dues.

** Red denotes below 15 active members.

*** Red denotes 20% + loss.

**** Y - all 3 (President, Secretary, Treasurer) club officers reported, N - not all 3 reported.

***** Abbreviation: N-New, IP-Immediate Past, R-Repeat.



Club Health Assessment for District 9 SE through July 2025

			Status	Membership						Reports				Finance	LCIF	
Club Number	Club Name	Charter Date	Times in Status Quo in Past 2 Years	Current Member Count **	YTD Members Added	YTD Members Dropped	YTD Net Growth% ***	Member Count 1 Year Ago	Dropped Members Avg.Length of Service	Months Since Membership Update	Current Officers Reported ****	Current President Repeated Term	VP Reported *****	Last Date Reported Service (mm/yyyy)	Account Balance	YTD Donations
Clubs more than two years old																
4181	ALBIA	06/22/1921	Active	9	0	0	0.00%	9		14	Y		IP	09/2023		
4143	BIRMINGHAM	12/06/1965	Active	12	0	0	0.00%	13		3	Y		N	01/2025		
Exc Award (06/30/2023)																
35684	BRIGHTON	05/25/1978	Active	14	0	0	0.00%	14		2	Y			02/2018		
4147	BURLINGTON HOST	04/12/1921	Active	32	0	0	0.00%	30		2	Y		N	10/2021		
4188	CENTERVILLE	03/17/1939	Active(1)	8	0	0	0.00%	8		2	N	14		05/2015		
136946	Clear Creek	11/29/2018	Active(1)	9	0	0	0.00%	9		2	Y	2		08/2022		
38023	COLUMBUS JUNCTION	02/29/1980	Active	29	0	1	-3.33%	26	23	0	Y			03/2025		\$1,200.00
4190	CORYDON	11/18/1969	Active	18	0	0	0.00%	19		1	Y		N	07/2025		
4149	CRAWFORDSVILLE	05/28/1953	Active	18	0	0	0.00%	19		11	Y	2		12/2024		
32506	DANVILLE	06/21/1976	Active	16	0	0	0.00%	16		15	Y		N	07/2025		
4153	FAIRFIELD	04/28/1921	Active	35	0	0	0.00%	37		7	Y			04/2023		
Exc Award (06/30/2018)																
4155	FORT MADISON	06/19/1920	Active	31	0	0	0.00%	33		0	Y			06/2025		
4156	FREMONT	11/05/1953	Active	26	0	0	0.00%	27		1	Y		N	06/2024		
42751	GRANDVIEW & LETTS	06/30/1983	Active	18	0	0	0.00%	18		5	N	None		03/2024		
Exc Award (06/30/2016, 06/30/2017)																
4329	IOWA CITY	12/15/1920	Active	23	0	0	0.00%	35		2	Y	5		07/2025		\$2,000.00
4158	KEOKUK	03/09/1921	Active	13	0	0	0.00%	16		1	Y	3	R	02/2023		
29911	KEOSAUQUA	11/06/1974	Active	26	0	0	0.00%	25		1	Y		N	12/2021		\$2,000.00
39342	LEIGHTON	01/31/1981	Active	14	0	0	0.00%	13		2	Y	3	R	07/2025		
4160	LOCKRIDGE	03/23/1956	Active(1)	16	0	0	0.00%	16		0	N	None		03/2023		
42162	LONE TREE	01/19/1983	Active	18	0	0	0.00%	17		1	Y		N	07/2025		\$20.00
4161	MEDIAPOLIS	03/18/1949	Active	19	0	0	0.00%	19		14	Y	2	R	04/2022		
54546	MELCHER-DALLAS	06/02/1993	Active	12	0	0	0.00%	13		5	Y	2	R	02/2022		
Exc Award (06/30/2018)																
4162	MILTON	03/16/1954	Active(1)	12	0	0	0.00%	6		1	Y		N	09/2020		
29624	NEW LONDON	07/23/1974	Active	13	0	0	0.00%	14		2	Y			07/2022		



Club Health Assessment for District 9 SE through July 2025

			Membership							Reports					Finance		LCIF		
Club Number	Club Name	Charter Date	Status	Current Member Count **	YTD Members Added	YTD Members Dropped	YTD Net Growth% ***	Member Count 1 Year Ago	Dropped Members Avg.Length of Service	Months Since Membership Update	Current Officers Reported ****	Current President Repeated Term	VP Reported *****	Last Date Reported Service (mm/yyyy)	Account Balance	YTD Donations			
			Times in Status Quo in Past 2 Years																
104428	NORTH LIBERTY	02/04/2009	Active	17	0	0	0.00%	16		3	Y		N	07/2025					
108239	OSKALOOSA	04/28/2010	P- Active	5	2	0	66.67%	18		0	Y	2		06/2025					
Exc Award (06/30/2017, 06/30/2021)																			
4168	OTTUMWA NOON	05/02/1939	Active	48	0	0	0.00%	52		0	Y		N	06/2025					
4171	SIGOURNEY	11/19/1953	Active	12	0	0	0.00%	13		8	Y	2	R	09/2024					
129932	Solon Centennial Lions Club	01/30/2017	Active	32	2	2	0.00%	30	6	0	Y		N	04/2025					
4172	STOCKPORT	11/27/1957	Active	14	0	0	0.00%	13		2	Y		N	04/2018					
4348	VICTOR	11/13/1956	Active	18	0	0	0.00%	18		27	Y	4	R	05/2025					
Exc Award (06/30/2018)																			
4174	WASHINGTON	12/21/1972	Active	22	0	0	0.00%	22		2	Y	2	N	07/2025					
4175	WAYLAND	04/10/1958	Active	22	0	0	0.00%	21		1	N	None		12/2024					
4177	WEST BURLINGTON	10/21/1971	Active	22	0	0	0.00%	22		2	Y	4	N	07/2025					
4178	WEST CHESTER	03/01/1956	Active	24	0	0	0.00%	20		2	Y	15		07/2022					
4179	WHAT CHEER	12/17/1953	Active	10	0	0	0.00%	10		9	Y	19	R	03/2018					
4354	WILLIAMSBURG	10/21/1938	Active	33	0	0	0.00%	33		1	Y	14	R	04/2025					
4180	WINFIELD	11/17/1941	Active	21	0	0	0.00%	22		3	Y		N	08/2021					
Current Total Clubs Count	YTD New Clubs Count	YTD Cancelled Clubs Count	YTD Net Club Gain	Current Total Members Count	YTD Add	YTD Drop	YTD Net Growth	YTD Net Growth %	Member Count 12 Months Ago	Average Member Count Per Club	% of Clubs with less than 20 members	% No Officer Report in 12 Months	% of Clubs with balance 90+ days	Number of Clubs in Status Quo	% Status Quo Clubs in Financial Suspension	Number of Cancelled Clubs	Average Cancelled Club Age	Members Lost Due to Cancellation	% of Clubs Cancelled for Non-Financial Reasons
38	0	0	0	741	4	3	1	0.14%	762	20	61%	8%	0%	0	0%	0	0	0	0%

* - P - Priority Club. Cancellation Reasons: 1-Objectives/conduct, 2-Non-active club, 5-Non-existing club, 6-Disbanding, 7-Merger, 8-Financial Suspension, 9-District/Multiple District Dues.

** Red denotes below 15 active members.

*** Red denotes 20% + loss.

**** Y - all 3 (President, Secretary, Treasurer) club officers reported, N - not all 3 reported.

***** Abbreviation: N-New, IP-Immediate Past, R-Repeat.




Club Health Assessment for District 9 SW through July 2025

			Status		Membership					Reports				Finance		LCIF
Club Number	Club Name	Charter Date	Times in Status Quo in Past 2 Years	Current Member Count **	YTD Members Added	YTD Members Dropped	YTD Net Growth% ***	Member Count 1 Year Ago	Dropped Members Avg.Length of Service	Months Since Membership Update	Current Officers Reported ****	Current President Repeated Term	VP Reported *****	Last Date Reported Service (mm/yyyy)	Account Balance	YTD Donations
Clubs more than two years old																
4223	ADAIR	08/23/1951	Active	17	0	0	0.00%	19		4	Y		R	07/2025		
Exc Award (06/30/2017, 06/30/2020, 06/30/2021, 06/30/2022, 06/30/2023, 06/30/2024)																
4264	ADEL	11/28/1952	Active	47	0	1	-2.08%	48	2	0	Y			07/2025		\$100.00
33408	AFTON	02/28/1977	Active	21	0	0	0.00%	20		7	Y		N	06/2025		
Exc Award (06/30/2022)																
4225	ATLANTIC	02/07/1928	Active	25	0	0	0.00%	27		1	Y			07/2025		
4226	AUDUBON	04/16/1943	Active	39	0	0	0.00%	39		0	Y		N	07/2025		
Exc Award (06/30/2017, 06/30/2023, 06/30/2024)																
4229	BEDFORD	10/15/1946	Active	17	0	0	0.00%	17		21	Y	2	R	10/2016		
4234	CLEARFIELD	05/29/1952	Active	170	5	2	1.80%	184	5	0	Y		N	01/2018		
4236	COUNCIL BLUFFS	06/19/1921	Active	24	0	0	0.00%	25		3	Y	2	R	07/2025		
Exc Award (06/30/2017, 06/30/2018, 06/30/2022, 06/30/2023)																
4237	CRESTON	04/18/1952	Active	23	0	0	0.00%	24		2	Y		N	02/2024		
51365	DEXTER	02/28/1991	Active	9	0	0	0.00%	11		4	Y	2		03/2025		
4240	DIAGONAL	05/26/1952	Active(1)	64	0	0	0.00%	58		4	Y	2	N	08/2024		
36044	EXIRA	09/18/1978	Active	32	0	0	0.00%	35		1	Y	2	R	07/2025		
Exc Award (06/30/2016, 06/30/2017, 06/30/2018, 06/30/2019, 06/30/2021, 06/30/2022, 06/30/2024)																
31736	FONTANELLE	02/24/1976	Active	9	0	0	0.00%	9		16	Y	10	R	12/2024		
4241	GLENWOOD	01/16/1939	Active	21	0	0	0.00%	23		1	Y	2	R	07/2025		\$100.00
4197	GRAND RIVER	11/24/1954	Active	22	0	0	0.00%	16		3	Y	7	R	01/2025		
4243	GREENFIELD	02/26/1952	Active	31	0	0	0.00%	31		13	Y		N	07/2023		
4245	GUTHRIE CENTER	06/16/1924	Active	35	0	1	-2.78%	33	56	0	Y		N	12/2024		
147565	Hamburg	07/15/2021	Active	10	0	0	0.00%	8		1	Y		N	10/2024		
4246	HARLAN	01/05/1955	Active	34	0	0	0.00%	30		3	Y		R	09/2023		
4199	INDIANOLA	01/24/1930	Active	68	0	2	-2.86%	62	2	0	Y		N	07/2025		




Club Health Assessment for District 9 SW through July 2025

			Status	Membership					Reports					Finance	LCIF	
Club Number	Club Name	Charter Date	Times in Status Quo in Past 2 Years	Current Member Count **	YTD Members Added	YTD Members Dropped	YTD Net Growth% ***	Member Count 1 Year Ago	Dropped Members Avg.Length of Service	Months Since Membership Update	Current Officers Reported ****	Current President Repeated Term	VP Reported *****	Last Date Reported Service (mm/yyyy)	Account Balance	YTD Donations
Exc Award (06/30/2021, 06/30/2023, 06/30/2024)																
56972	INDIANOLA BREAKFAST	05/26/1995	Active	8	0	0	0.00%	8		12	Y	8	R	08/2021		
4247	JAMAICA	04/25/1966	Active	14	0	0	0.00%	15		0	Y		N	10/2023		
4203	LAMONI	03/17/1970	Active	27	1	1	0.00%	34	2	0	Y	4	R	12/2024		
4204	LEON	04/12/1956	Active	14	2	2	0.00%	14	7	0	Y	3		06/2023		
4250	LINDEN	09/11/1967	Active	5	0	0	0.00%	8		2	Y	2		06/2024		
4251	LORIMOR	06/07/1940	Active	14	0	0	0.00%	14		8	Y	7	R	04/2025		
4206	MARTENSDALE	12/26/1972	Active	8	0	0	0.00%	8		13	Y	4	R	11/2023		\$200.00
Exc Award (06/30/2022)																
4207	MILO	04/20/1954	Active	21	0	0	0.00%	21		6	Y	2	N	07/2025		
4253	MISSOURI VALLEY	06/29/1953	Active	14	0	0	0.00%	22		1	Y			05/2025		
4254	MOUNT AYR	06/18/1947	Active	23	1	0	4.55%	22		0	Y	2	R	02/2022		
4210	MURRAY	06/08/1932	Active	10	0	0	0.00%	10		1	Y	2	R	04/2025		
33514	NEOLA	03/24/1977	Active	32	0	0	0.00%	35		0	Y		N	07/2025		
Exc Award (06/30/2016, 06/30/2017, 06/30/2018, 06/30/2019)																
4211	NEW VIRGINIA	10/13/1941	Active	13	0	0	0.00%	14		11	Y		N	02/2023		
31006	NORWALK	06/30/1975	Active	24	0	0	0.00%	31		1	Y		N	03/2024		
4256	PANORA	03/10/1955	Active	15	0	0	0.00%	15		13	Y		N	06/2025		
Exc Award (06/30/2016, 06/30/2018)																
4294	PERRY	02/07/1972	Active	20	0	0	0.00%	19		2	Y		N	07/2025		
Exc Award (06/30/2024)																
4296	REDFIELD	09/25/1956	Active	7	0	0	0.00%	13		3	Y		IP	12/2023		
Exc Award (06/30/2018)																
4216	ST CHARLES	02/28/1946	Active	21	0	0	0.00%	23		2	Y		N	08/2018		
100971	STUART	01/21/2008	Active	8	0	1	-11.11%	9	8	0	Y	2	R	03/2025		
4263	TINGLEY	10/11/1957	Active	37	0	0	0.00%	37		3	Y	6	R	04/2022		
46816	VILLISCA	01/15/1987	Active	16	0	0	0.00%	19		2	Y	3	R	06/2025		
Exc Award (06/30/2017, 06/30/2019)																
138479	Waukee	06/04/2019	Active	13	0	0	0.00%	14		1	Y		IP	07/2025		\$50.00



Club Health Assessment for District 9 SW through July 2025



Club Number	Club Name	Charter Date	Status	Membership					Reports				Finance	LCIF		
			Times in Status Quo in Past 2 Years	Current Member Count **	YTD Members Added	YTD Members Dropped	YTD Net Growth% ***	Member Count 1 Year Ago	Dropped Members Avg.Length of Service	Months Since Membership Update	Current Officers Reported ****	Current President Repeated Term	VP Reported *****	Last Date Reported Service (mm/yyyy)	Account Balance	YTD Donations
4222	WINTERSET	05/26/1939	Active(1)	31	0	0	0.00%	33		1	Y		N	07/2025		
Exc Award (06/30/2023)																

Clubs Cancelled Previous Fiscal Year – Clubs Cancelled within last 12 months may be reinstated

Club Number	Club Name	Charter Date	Current Status*	Cancellation Date
4228	BAYARD	02/08/1950	Cancelled(6*)	06/29/2025
4200	INDIANOLA EVENING	10/05/1970	Cancelled(6*)	03/29/2025

Current Total Clubs Count	YTD New Clubs Count	YTD Cancelled Clubs Count	YTD Net Club Gain	Current Total Members Count	YTD Add	YTD Drop	YTD Net Growth	YTD Net Growth %	Member Count 12 Months Ago	Average Member Count Per Club	% of Clubs with less than 20 members	% No Officer Report in 12 Months	% of Clubs with balance 90+ days	Number of Clubs in Status Quo	% Status Quo Clubs in Financial Suspension	Number of Cancelled Clubs	Average Cancelled Club Age	Members Lost Due to Cancellation	% of Clubs Cancelled for Non-Financial Reasons
43	0	0	0	1,113	9	10	-1	-0.09%	1,157	26	44%	0%	0%	0	0%	0	0	0	0%

* - P - Priority Club. Cancellation Reasons: 1-Objectives/conduct, 2-Non-active club, 5-Non-existing club, 6-Disbanding, 7-Merger, 8-Financial Suspension, 9-District/Multiple District Dues.

** Red denotes below 15 active members.

*** Red denotes 20% + loss.

**** Y - all 3 (President, Secretary, Treasurer) club officers reported, N - not all 3 reported.

***** Abbreviation: N-New, IP-Immediate Past, R-Repeat.